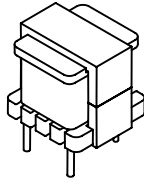




CURRENT TRANSFORMERS

PIN PRIMARY TYPES



FOR SWITCH MODE POWER SUPPLIES - 20 to 150 kHz

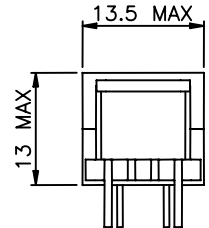
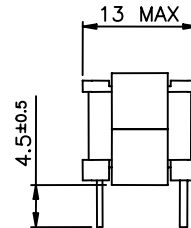
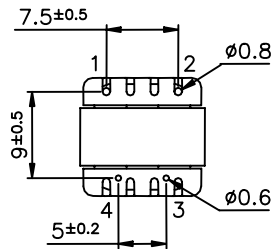
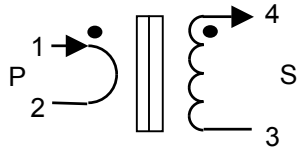
MYRRA Part N°	Ratio	Max Pri. Current A rms	Rsec. Ω max	Lsec. mH min	Pulse Vsec x t max	Sine Vsec rms max	Typical Load/ Accuracy/ Current	Insulation Voltage P/ S
74550	1/ 100	10	2.3	6	250 V. μ s	40 Vrms	10 – 100 Ω / 1% / 10 A	1500 V

SAFETY :

This product is only composed of UL approved materials.

This product has a construction conform to CEI950, CEI335, CEI61558 for functional insulation

74550



PCB drill @ \varnothing 1 & 1.3 mm